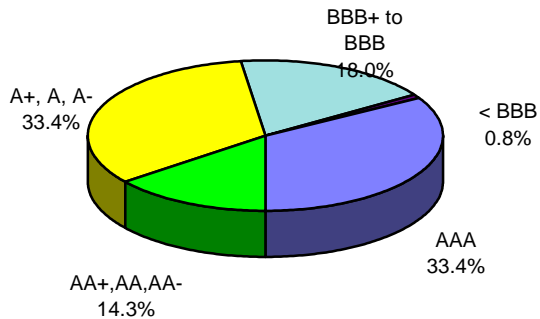


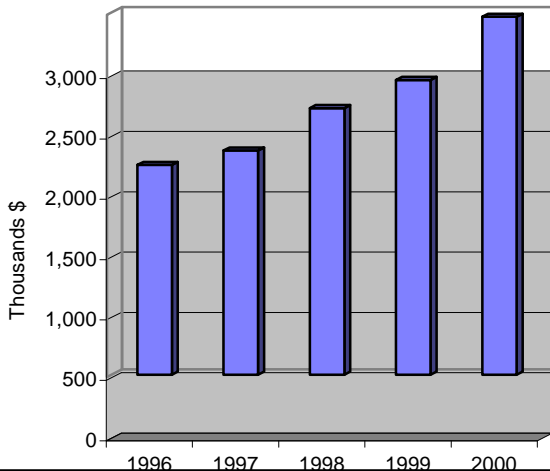
Loyal Christian Benefit Association

2000 ANNUAL REPORT

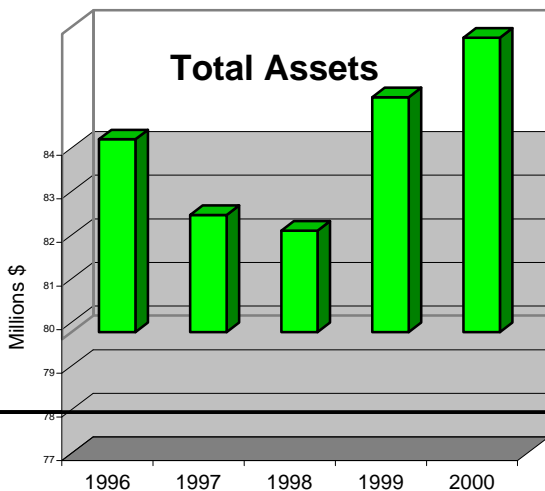
Book Value of Bonds by S & P Rating



Life Insurance Premiums



Total Assets



STATEMENTS OF FINANCIAL POSITION

December 31, 2000 & 1999

Assets	2000	1999
Bonds	75,820,070	73,612,655
Common & Preferred Stock	3,742,149	3,415,552
Real Estate	943,539	1,009,628
Certificate Loans	952,884	962,099
Cash on Deposit	163,611	160,942
Short term investments	765,814	1,851,654
EDP equipment	127,501	137,628
Income due & accrued	1,235,362	1,233,773
Total assets	83,750,930	82,383,931

Liabilities & Surplus

Certificate reserves	68,008,279	65,333,571
Dividend accumulations	1,698,255	1,709,707
Certificate claims	631,681	669,642
Provision for dividends	224,723	216,155
Premiums received in advance	195,222	358,460
Premium deposit funds	154,844	167,753
Investment reserves	3,564,620	3,472,559
Other liabilities	708,483	843,435
Special reserves	6,050,000	6,050,000
Unassigned funds	2,514,823	3,562,649
Total liabilities & surplus	83,750,930	82,383,931

SUMMARY OF OPERATIONS

Year ended December 31, 2000 & 1999

Income	2000	1999
Life insurance premiums	2,965,004	2,440,959
Annuity premiums	8,266,332	8,616,587
Investment income	5,644,388	5,529,540
Other income	245,596	547,177
Total income	17,121,320	17,134,263
Member Benefits		
Death benefits	1,315,782	1,063,315
Life & annuity benefits	9,999,889	9,806,488
Reserve changes	2,663,256	2,913,532
Operating Expenses		
Commissions	782,134	745,047
General operating expenses	3,266,759	3,220,543
Total benefits & expenses	18,027,820	17,748,925
Net gain from operations	(906,500)	(614,662)
Capital gains on investments	89,254	359,802
Dividends paid to members	(217,559)	(227,959)
Net Income	(1,034,805)	(482,819)